



MICROWAVE INSTRUCTIONS

SETTING AND ADJUSTING THE TIME

After a power cut, the time will “flash” in the display and need adjusted.


Press the  button and then  twice. The time flashes. Set the new time using the $+$ and $-$ buttons.

Confirm by pressing

TO USE MICROWAVE

Press 

Press $+$ twice

Press  then $+$ or $-$ to select power level

Press  to confirm

Press  (clock) then $+$ or $-$ to select duration

Press  to start.

If you go wrong, press the  button and hold to go back to the beginning!